




bauhaus_worksheet #8

Slow Vision

based on the 4th variant of
photographic vision
by László Moholy-Nagy

**You'll need a camera, dark
room, flashlight, coloured card-
board, white paper, scissors
and a photo assistant.**



Take photos of the shape on
the coloured cardboard while
your photo assistant moves the
flashlight back and forth over
the cut-out in the white paper.
Experiment with other colours
and shapes. What effects can
you observe in your photos?

#MyBauhausLab

