

bauhaus_worksheet #13


based on drawing exercises by Katja Rose
in the preliminary course by Josef Albers,
1932

Illustration: Doro Petersen Photo and layout: Julia Marquardt

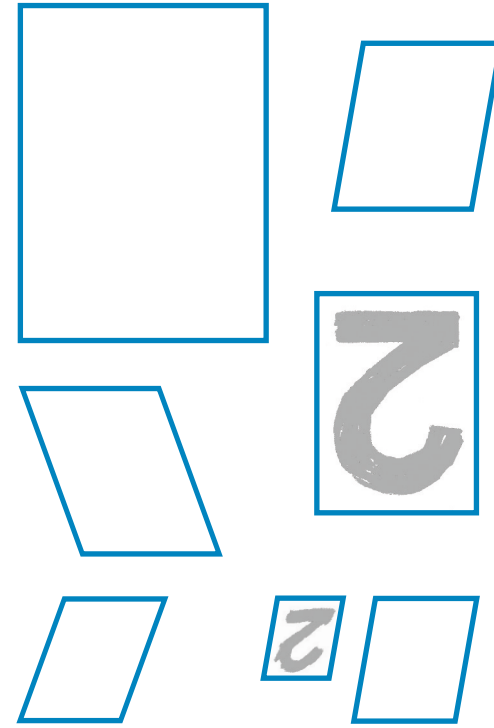
Letter Sketchbook




1. Draw the outline of the letter.
leave out the shape of the letter.
2. Colour in the background but
leave out the shape of the letter.



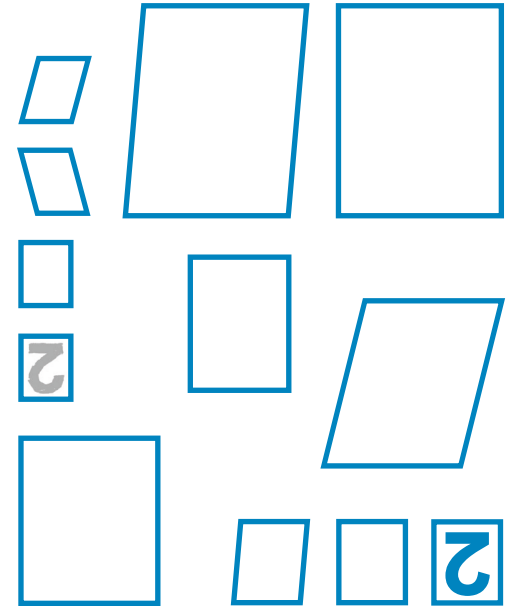
Write your name in capital letters
directly on the line. Without moving
your sketchbook, now draw your
name upside-down as if reflected in
a mirror.



Draw the capital B backwards and/
or upside down.



Draw the number in different sizes
and perspectives.



Here is space for your own sketches.

bauhaus_worksheet

How to fold a sketchbook

